



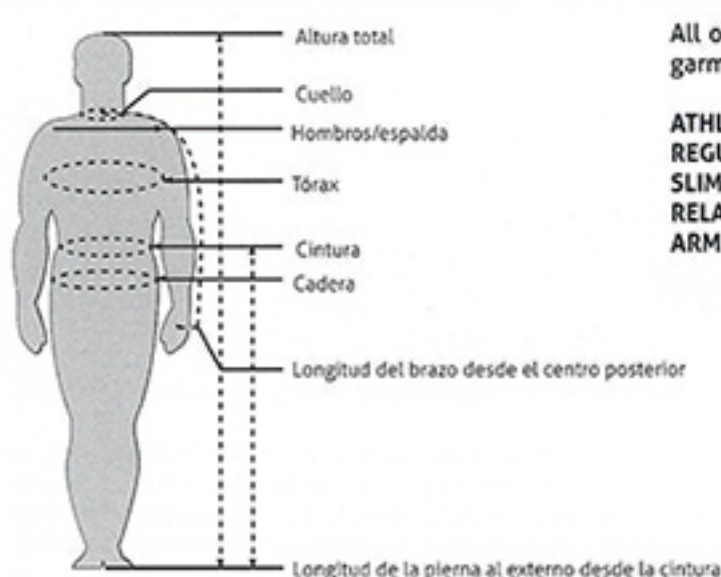
## Tabla de conversión Calzados

**BE CAREFUL : FOR FOOTWEAR, SALEWA USES UK SIZE**

uk	eu	us hombre	us mujer	mondo
3	35	4	5	22
3.5	36	4.5	5.5	22.5
4	36.5	5	6	23
4.5	37	5.5	6.5	23.5
5	38	6	7	24
5.5	38.5	6.5	7.5	24.5
6	39	7	8	25
6.5	40	7.5	8.5	25.5
7	40.5	8	9	26
7.5	41	8.5	9.5	26.5
8	42	9	10	27
8.5	42.5	9.5	10.5	27.5
9	43	10	11	28
9.5	44	10.5	11.5	28.5
10	44.5	11		29
10.5	45	11.5		29.5
11	46	12		30
11.5	46.5	12.5		30.5
12	47	13		31
12.5	48	13.5		31.5
13	48.5	14		32
13.5	49	14.5		32.5
14	50	15		33

kids eu	kids uk	kids us
26	8.5	9.5
27	9	10
28	10	11
29	11	12
30	11.5	12.5
31	12.5	13.5
32	13	1
33	1	2
34	1.5	2.5
35	2.5	3.5
36	3.5	4.5
37	4	5
38	5	6
39	6	7
40	6.5	7.5

## SIZING CHARTS

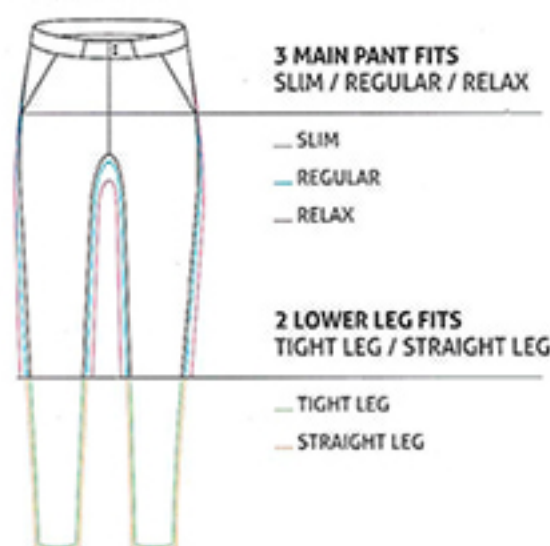


All of our fits are developed considering our body measurement chart and the end use of the garment within a layering system.

- ATHLETIC FIT:** sporty ergonomic fit with freedom of movement for the intended activity
- REGULAR FIT:** normal fit – comfortable, slightly ergonomic with freedom of movement
- SLIM FIT:** slim fit – closer to the body fit than our regular fit
- RELAXED FIT:** relaxed fit – looser fit than regular fit
- ARMOUR FIT:** suitable for wearing protection underneath

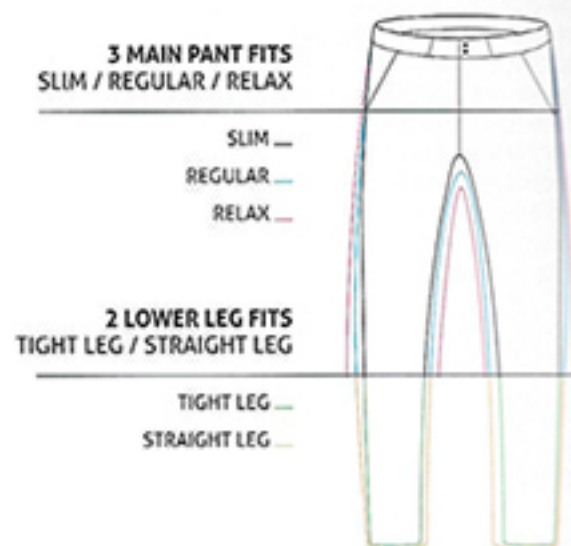
## PANT FIT SYSTEM

WOMEN ♀



SLIM FIT STRAIGHT LEG	SLIM FIT TIGHT LEG
REGULAR FIT STRAIGHT LEG	REGULAR FIT TIGHT LEG

♂ MEN



## WOMAN SIZING CHART (cm)

I	38	40	42	44	46	48	50	52
DE	32	34	36	38	40	42	44	46
FR	34	36	38	40	42	44	46	48
UK	4	6	8	10	12	14	16	18
US	XXS	XS	S	M	L	XL	XXL	3XL
Long	64	68	72	76	80	84	88	92
Short	16	17	18	19	20	21	22	23
Altura total	160-163	162-165	164-167	168-171	170-173	172-175	174-177	176-179
Cuello	34	35	36	37	38	39	40	41
Hombros/espalda	36	37	38	39	40	41	42	43
Tórax	82-85	86-89	90-93	94-97	98-101	102-105	106-109	110-113
Cintura	58-61	62-65	66-69	70-73	74-77	78-81	82-85	86-89
Cadera	86-89	90-93	94-97	98-101	102-105	106-109	110-113	114-117
Longitud del brazo desde el centro posterior	73.5	75	77.5	79	80.5	83	84.5	86
Longitud de la pierna al externo desde la cintura	101-104	102-105	103-106	104-107	105-108	106-109	107-110	108-111

## MAN SIZING CHART (cm)

EU	44/XS	46/S	48/M	50/L	52/XL	54/XXL	56/3XL	58/4XL	60/5XL
US	XXS	XS	S	M	L	XL	XXL	3XL	4XL
Long	90	94	98	102	106	110	114	118	
Short	22	23	24	25	26	27	28	29	
Altura total	170-173	173-176	176-179	179-182	182-185	185-188	189-192	193-196	197-200
Cuello	39	40	41	42	43	44	45	46	47
Hombros/espalda	42.5	44	45.5	47	48.5	50	52	54	56
Tórax	88-91	92-95	96-99	100-103	104-107	108-111	112-115	118-121	124-127
Cintura	76-79	80-83	84-87	88-91	92-95	96-99	101-104	106-109	111-114
Cadera	92-95	96-99	100-103	104-107	108-111	112-115	117-120	122-125	127-130
Longitud del brazo desde el centro posterior	79	81	83	85	87	89	92	95	98
Longitud de la pierna al externo desde la cintura	101-104	103-106	105-108	107-110	109-112	111-114	113-116	115-118	117-120